



Graduation

Information for Graduates

Important Timings | Additional Information | Venue Maps





Graduation

Ceremony Schedule

2 hours before



- Check in at the entry door or gate
- Check in at Academic Robing and dress in regalia

2 hours before



- Professional photography available

45 mins before



- Graduate briefing

30 mins before



- Hall opens for guest seating

Ceremony start
time



- Ceremony commences

Approx. 90 mins
after



- Ceremony concludes

After ceremony
concludes



- Light refreshments
- Return Academic Robing



Graduation

ADDITIONAL INFORMATION

CHECK IN:

- Your ticket will be sent to you via SMS two days before your graduation event – containing two QR codes, one for entry to the venue and the other for Academic Robing.
- It is essential to have your ticket scanned on your phone as you enter the door or gate to the venue, so staff know you are present.
- A second check in is required at Academic Robing where GFP staff will be available to assist you with your regalia.

DRESS CODE:

- You should dress professionally for a semi-formal occasion, keeping in mind the season and weather on the day and that academic regalia can be quite warm.
- You will need to stand for long periods and negotiate stairs when entering and leaving the stage, so suitable footwear is highly recommended.
- We recommend a simple hairstyle as your regalia requires you to wear a mortarboard (graduation hat).

GRADUATE BRIEFING:

- There is a compulsory graduate briefing 45 mins prior to the ceremony start time. All students must take their designated seat in the hall at this time. Seat numbers can be found on your digital ticket. It is very important that students are in their allocated seat, as this is the order you will cross the stage to receive your graduation certificate.
- If you require special assistance crossing the stage, you must notify graduation@acu.edu.au prior to your graduation ceremony so arrangements can be made.

GUEST ARRIVAL:

- Doors will open for guests approximately 30 minutes before the start of the ceremony.
- If your guests plan to arrive with you, please advise them that there will be long waiting periods whilst you register, are fitted in your academic regalia, participate in photography and attend the graduate briefing.
- Guests with special needs who may require more time to enter the hall should identify themselves to venue ushers so that arrangements such as early entry can be made. All venues accommodate wheelchairs and other mobility aids.
- All attendees (graduates and guests) should remain in the hall until the ceremony concludes.



Graduation

GUEST TICKETS:

- Guest tickets are electronic, and each ticket must be registered in the name of the guest attending. You may edit any of your guest ticket information up to two days prior to your graduation ceremony. Look for your registration confirmation email titled "Australian Catholic University Graduation Ceremony Order Confirmation" it contains a link to enter or edit guest contact details.
- All guests, including children over the age of two, must be in possession of an electronic ticket to gain entry to the ceremony. Graduates will be seated in the ceremony **before** guests, so guests should have their electronic tickets with them.
- Tickets will be scanned, and each ticket **permits only one entry**. Guests without a ticket will not be permitted to enter. Guest seating is unreserved, with guests permitted to sit in any unreserved seating areas.
- **Guest tickets are not available for purchase on the day of graduation.**

PROFESSIONAL STUDIO PHOTOGRAPHY:

- GFP Events will be at the venue providing a range of high-quality professional studio photography options for you. GFP's professional photographers are dedicated to capturing graduation memories of the highest quality.
- If you would like studio photography with family and/or friends, you must allow adequate time for the studio sitting, either before or after your ceremony. Professional studio photography takes time and some waiting in line whilst other graduates have photographs should be expected.
- **Studios open 2 hours before the ceremony start time and close approximately 90 minutes after the end of the final ceremony each day.**
- Professional photographs will be taken of all graduates on stage. These will be available to view and purchase immediately following the ceremony, close to where light refreshments are served.
- Only GFP photographers have access to aisles and front of stage vantage points during the ceremony. All guests must **remain seated** for the duration of the ceremony.
- Merchandise stalls selling graduation bears, plaques, frames and flowers will also be at the venue.

DIGITAL GRADUATION PROGRAM AND LIVESTREAMING:

- Your graduation ceremony will be livestreamed for any loved ones who are unable to attend in person: <https://www.acu.edu.au/student-life/graduation/your-graduation-ceremony/livestreaming-ceremonies>
- Your digital graduation program is available to download from the same webpage.



Graduation

VENUE DETAILS

Ballarat

Mercure Hotel and Convention Centre | 613 Main Road BALLARAT



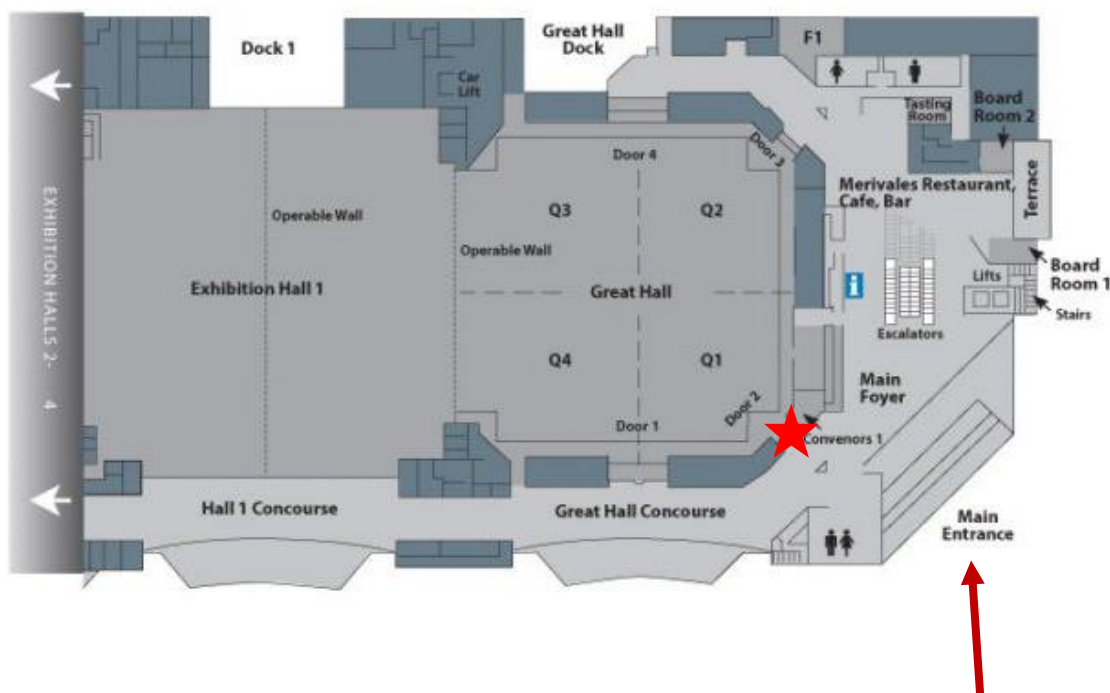
Proceed to the **Victoria Room** of the Mercure Hotel to check-in and collect your gown.



Graduation

Brisbane

Brisbane Convention and Exhibition Centre | Merivale and Gray Street
SOUTH BANK



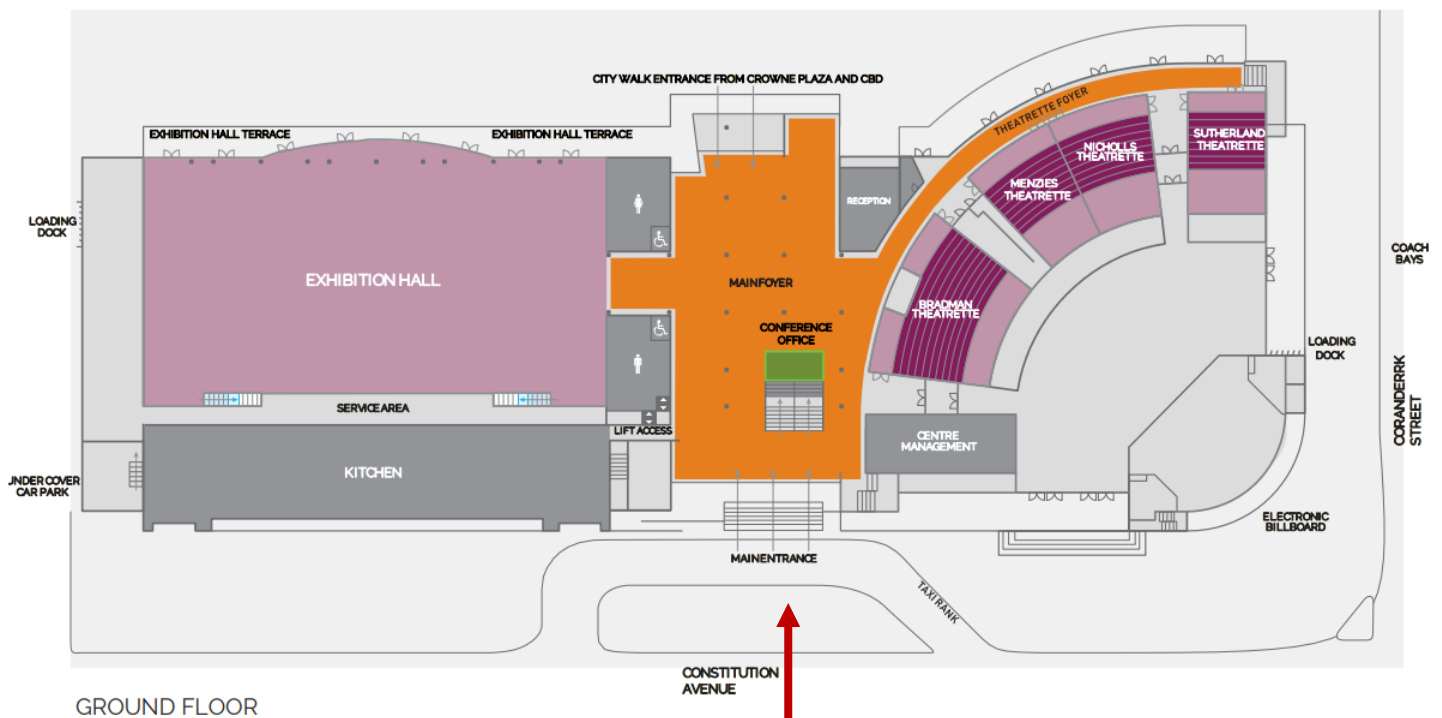
Entry is via the Main Entrance on the corner of Merivale St and Glenelg St. Proceed to **Door 2** of the **Great Hall** to check-in and collect your gown.



Graduation

Canberra

National Convention Centre | 31 Constitution Avenue CANBERRA



Entry is via the main entrance located on Constitution Avenue. Check-in and collect your gown from the **Ballroom** (upstairs).

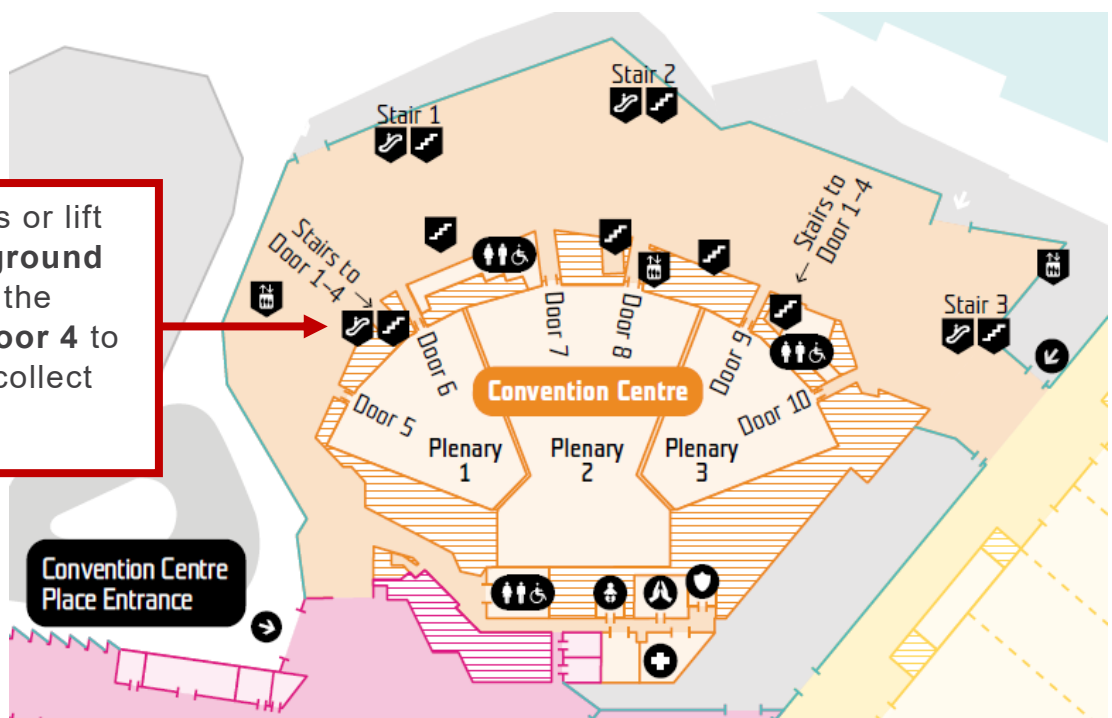


Graduation

Melbourne

The Plenary, Melbourne Convention and Exhibition Centre | 1 Convention Centre Place MELBOURNE

Take the stairs or lift to the **lower ground floor**. Access the Plenary via **Door 4** to check in and collect your gown.





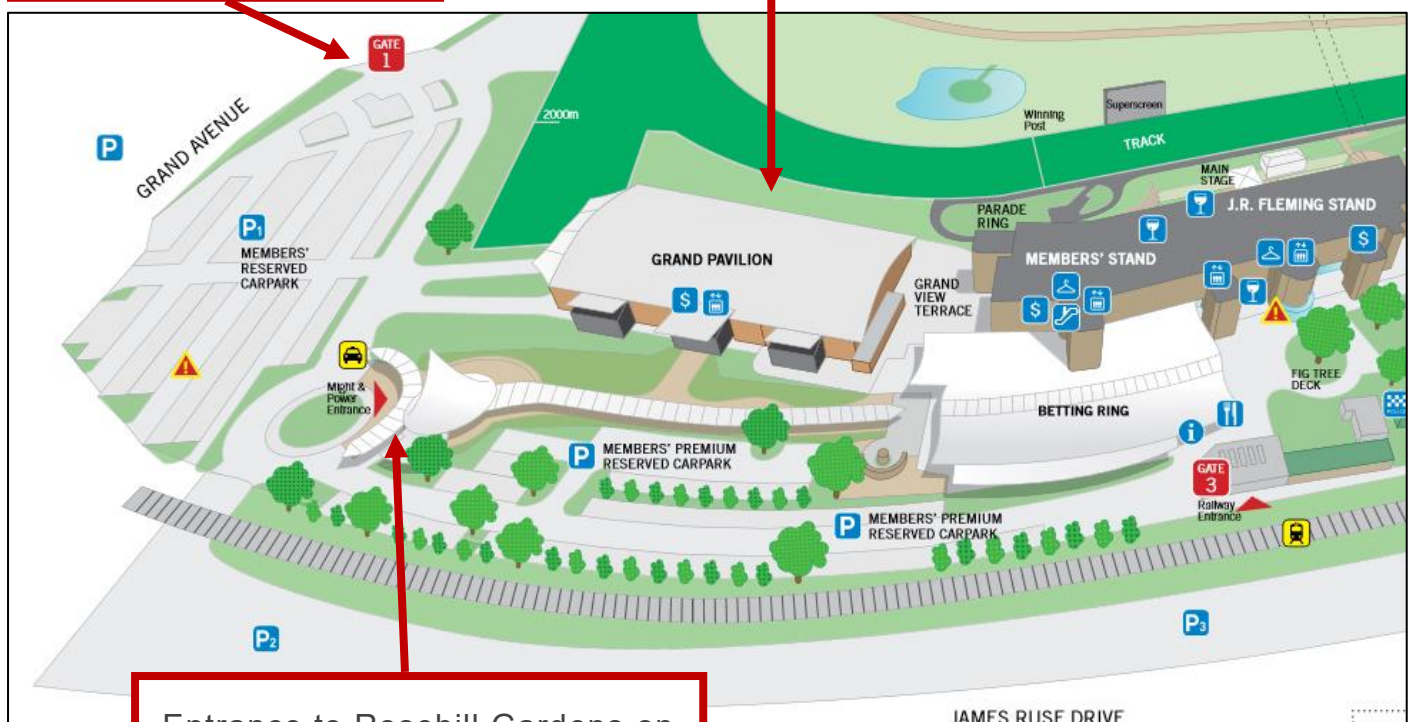
Graduation

Sydney

Rosehill Gardens | James Ruse Drive ROSEHILL

If driving, please use Gate 1 on Grand Avenue to access parking. Parking is free.

All graduation activities are held in the **Grand Pavilion**. Check-in and collect your gown upon entry to the Grand Pavilion



Entrance to Rosehill Gardens on Graduation Day is via the Might and Power Entrance only.