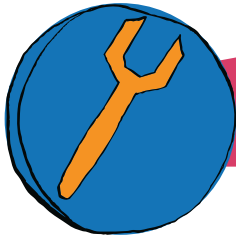


I'M ONE OF A KIND



TOOL 2C: 'IT'S ALL ABOUT ME'

LINKED TO:

- Sections 2.1, 2.2, 2.3, 2.4, 2.5, 2.10, 2.11 & 4.9




WHY?

- To find out a little bit about how children see themselves, their talents and gifts



WHO WITH?

- Children aged 6 to 12 years either as individuals, in groups or with their families



TIME?

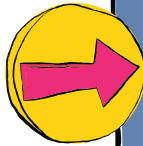
- 15-30 minutes



YOU'LL NEED?

- A copy of the template (handout) for each participant
- Coloured pencils and textas

I'M ONE OF A KIND



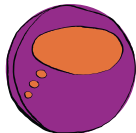
WHAT TO DO:

- Tell the kids that all of us have talents and gifts.
- Point out some of the things that you've already noticed about them: the things that you admire about them and the things that you've already seen that they can do.
- Give the children a copy of the handout and tell them that you are interested in knowing a little bit about how they're feeling and what they'd like to have happen.
- Ask the children for permission to ask some questions about what they've drawn and gently get them to explain some of the key questions



SOMETHING DIFFERENT?

- If working with groups of kids or family groups, ask them to identify strengths and 'good things' about other children as suggestions



TO THINK ABOUT:

- There are some wonderful stickers available from organisations like Innovative Resources in Bendigo. These can be used in lieu of pictures when appropriate..



HAZARD ZONES:

- Some kids find it difficult to talk about their strengths – particularly in groups. It's important to set up a safe space and to have some rules about how kids talk to each other. We often do this when talking about sensitive issues – but in an activity like this where kids are feeling vulnerable even when talking about positive stuff its equally as important.

It's All About Me

